

10 June 2022

Dear First Grade and Family,

Welcome to OLMC'S terrific First Grade Classroom. I am looking forward to spending the 2022-2023 school year with your child filled with fun, exploration, and learning. The projects and activities will require a variety of supplies. It would be helpful if your child could bring the following supplies during the first week of school. Please be advised that the Grade 1 classroom will be following the guidelines and procedure set by the Department of Health. Each student will have a set of their own supplies and items to use daily, at their desk. Please label your child's items with a permanent marker.

Thank you for your cooperation. Have a wonderful summer.

Mrs. Regina Chase

[rchase@olmcri.org](mailto:rchase@olmcri.org)

- 2 packages of #2 pencils (Ticonderoga pencils last longer than other brands.)
- 2 large erasers
- 4 large glue sticks
- 2 boxes of crayons (24 in each package)
- 2 packages of markers
- 1 pair of child's safety scissors
- 1 plastic 12inch ruler
- 1 clipboard
- 2 composition notebooks, 6x9 inches
- 3 plastic two pocket folders (the plastic ones are durable)
- 4 packages of baby wipes (unscented please)
- 4 containers of Gel Sanitizer
- 2 boxes of tissues
- 2 rolls of paper towels
- 2 containers of Clorox wipes

Dear Parents,


WELCOME TO FIRST GRADE

Here is a Summer Challenge Reading Activity for your child to complete to STAY SMART ALL SUMMER. Please write the title of the book and the author for each book your child completes. Have a safe and healthy summer.

Warm Regards,


Mrs. Regina Chase

Read a book with blue on the cover, like the summer sky or the ocean.	
Title:	Author:
Read a book barefoot.	
Title:	Author:
Read a book with a dog or a cat in it.	
Title:	Author:
Read a book in the shade:	
Title:	Author:
Read a non- fiction book. (A book about something that is true, Science or Weather Book)	
Title:	Author:
Read to a real animal or a stuffed animal. Tell me their name.	
Title:	Author:
Read a book about friends. Who is your favorite friend?	
Title:	Author:
Read a book in your pajamas.	
Title:	Author:
Read a book with the color yellow on the cover. (for example ... the sun, a duck)	
Title:	Author:
Free choice. Read any book you want. Share it with your Mom, Dad, brother or sister.	
Title:	Author:



# Kindergarten Math Review

name: \_\_\_\_\_



Write the missing numbers

1

3

5

7

9

11

13

15

17




19






Write the missing numbers

	2		4	
6		8		10
	12		14	
16		18		20


# How many?




# How many?



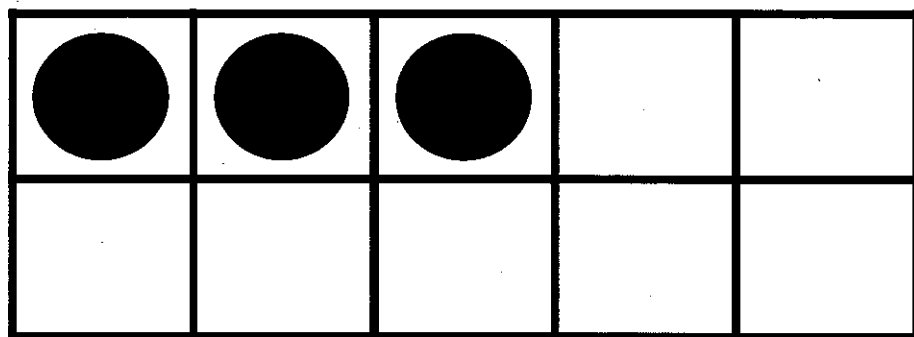
# Ten Partners



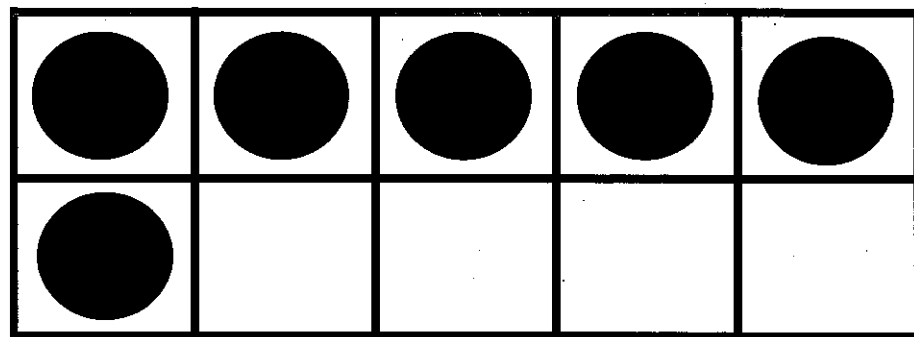
$$5 + \square = 10$$



$$8 + \square = 10$$




$$3 + \square = 10$$




$$6 + \square = 10$$




# Ten Partners




$$7 + \square = 10$$



$$2 + \square = 10$$

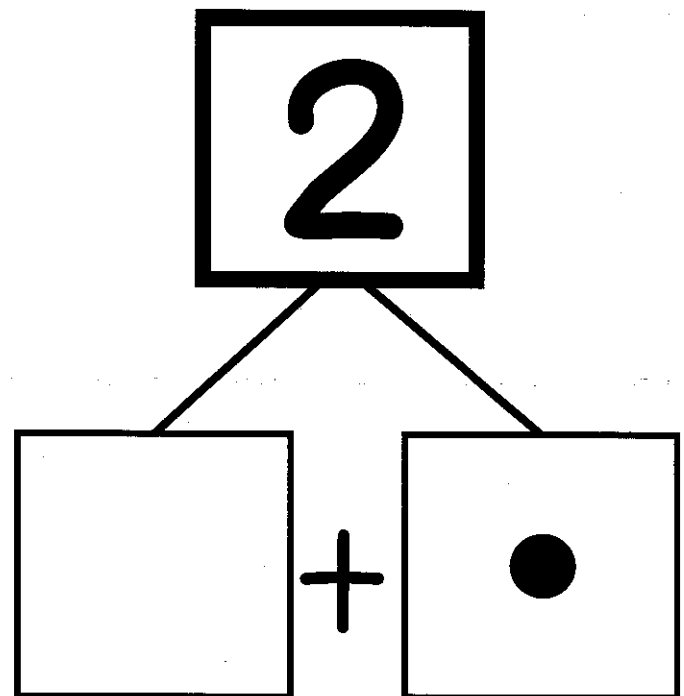
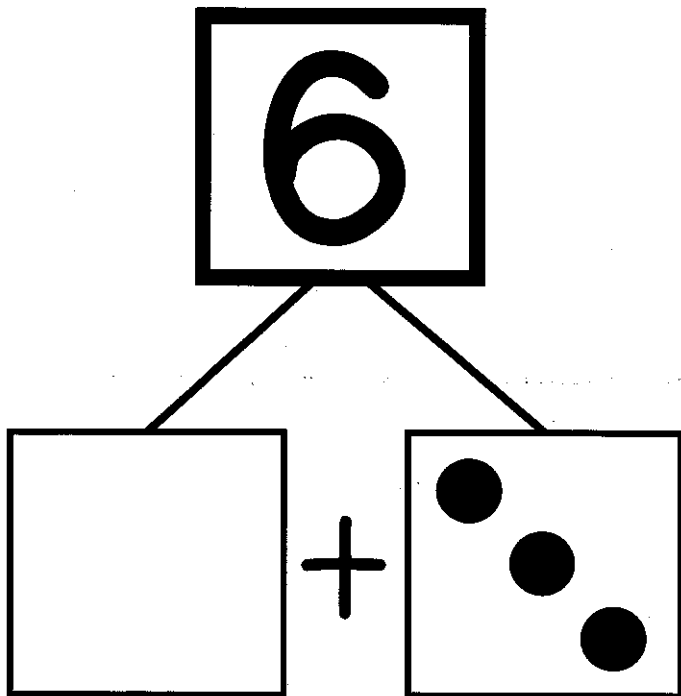
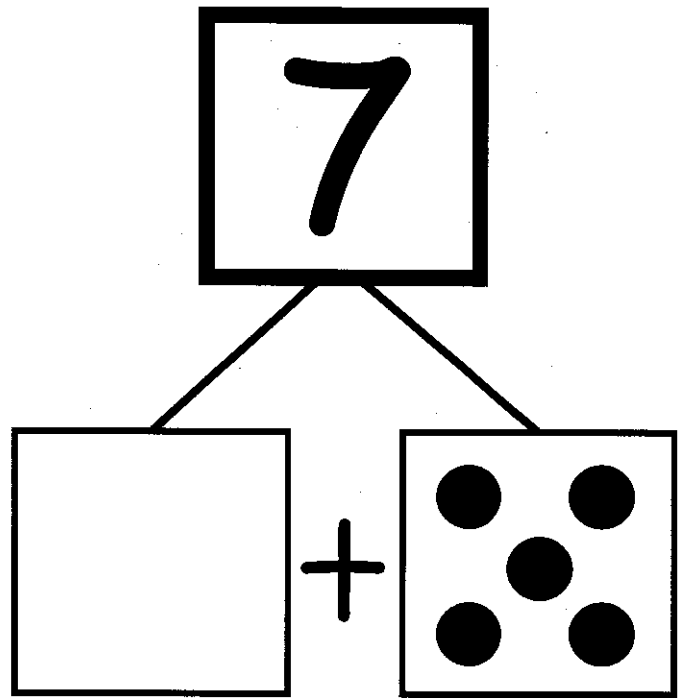
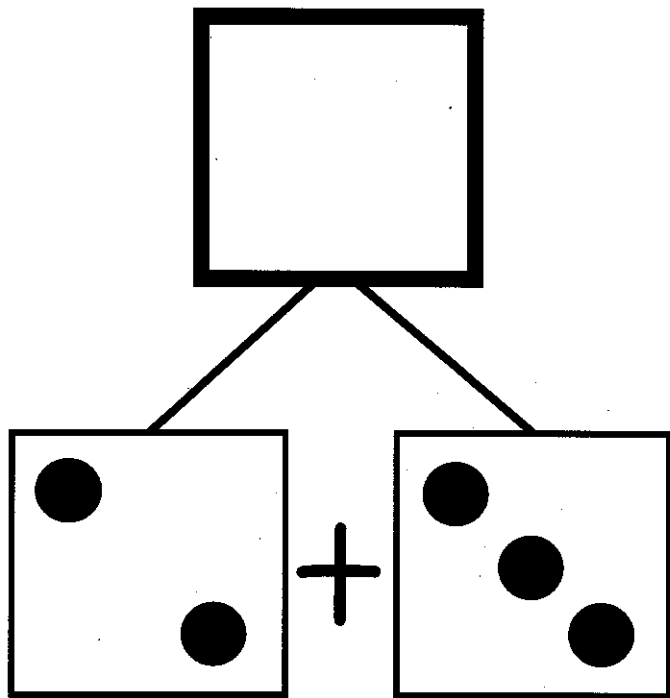


$$9 + \square = 10$$

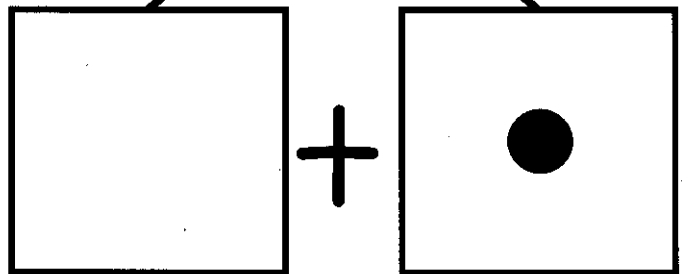

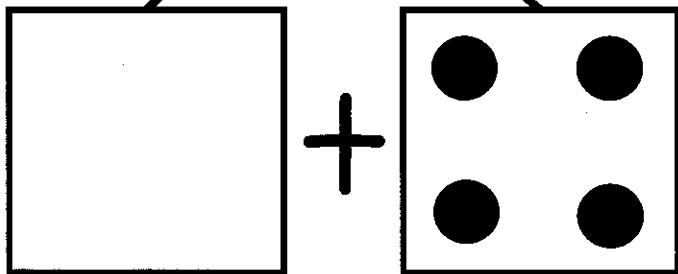
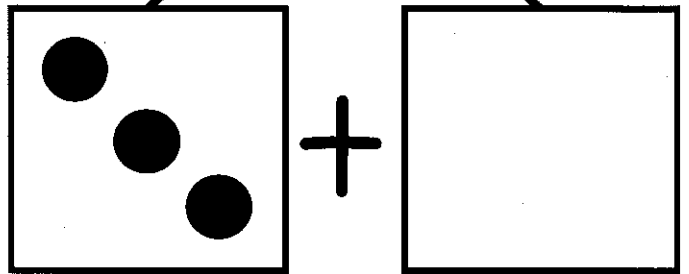
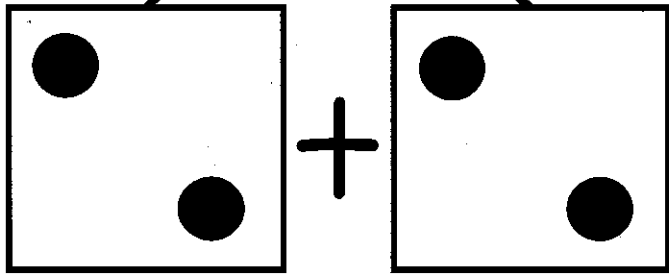



$$4 + \square = 10$$

finish the missing part




finish the missing part





finish the missing part

8





6





+




+





+






+





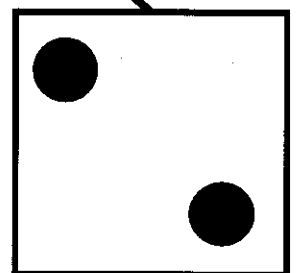
finish the missing part






+




+



+




+

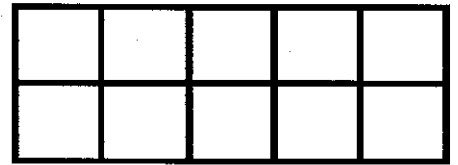


finish the frames


16 =




+




13 =




+




17 =



+



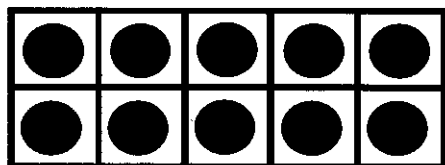
15 =



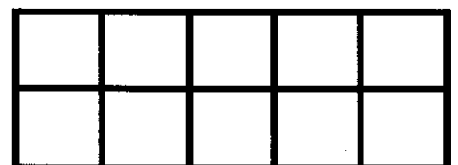
+



14 =




+



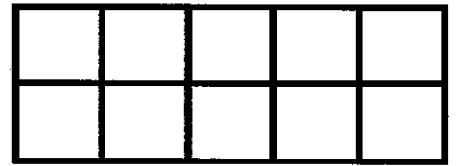


finish the frames

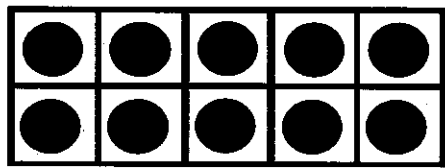
19 =



+




12 =



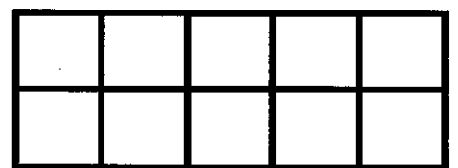
+




18 =



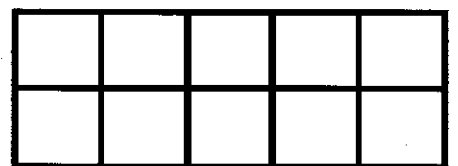
+




11 =




+




20 =



+






# ADD

$$5 + 5 = \square$$

$$4 + 3 = \square$$

$$6 + 2 = \square$$



# SUBTRACT

$$7 - 5 = \square$$

$$4 - 2 = \square$$

$$6 - 3 = \square$$




# SUBTRACT

$$5 - 2 = \square$$

$$8 - 5 = \square$$

$$10 - 6 = \square$$



# Circle the larger number

